


# Financial Footings

*Pre-K Guide*







# Table of contents

## Step 1: Get to know the coins

Penny .....	4
Nickel and dime .....	5
Quarter .....	6

## Step 2: Get to know the one dollar bill

One dollar bill .....	7
-----------------------	---

## Step 3: Get to know the shapes of money

Learn shapes .....	8
--------------------	---

## Step 4: Setting goals

Setting a goal .....	9
Color the piggy bank .....	10
Coin matching .....	11

## Take home activities .... 12-13

# STEP 1: Get to know the coins

**Knowing the differences between the types of coins is important.  
Have fun learning about each coin on the following pages!**


Trace the words and amounts below to learn more.



Color the penny brown

Penny Penny Penny

1¢ 1¢ 1¢ 1¢ 1¢



## **Did you know?**

Although the penny is the same shape as the other coins, it is the only one that's a different color!



Color the nickel grey

Nickel Nickel Nickel

5¢ 5¢ 5¢ 5¢ 5¢



Color the dime grey

Dime Dime Dime

10¢ 10¢ 10¢ 10¢ 10¢



Color the quarter grey

Quarter Quarter

25¢ 25¢ 25¢ 25¢ 25¢

## STEP 2: Get to know the one dollar bill

**Now that we have learned about the different coins, it's time to learn about the dollar bill!**




Color the dollar bill green

Dollar Bill

Dollar Bill

\$!\$!\$!\$!



### **Did you know?**

The numbers in the corner of the bill tell how much that bill is worth. If you see the number 1 in all four corners, you know it's a one dollar bill!

## STEP 3: Get to know the shapes of money

### Do you know the different shapes of our money?

Coins are a variety of different sized circular shapes, while bills are the same size rectangular shape.

Trace the shapes below to see the differences!





## STEP 4: Setting goals

**Is there something you really want? Maybe a new toy, video game or craft?**

You can save the money you earn to buy that item!

1. Use the space below to draw a picture of an item you want.
2. Write one way you can earn money to buy this item.



---


---

---






---

**We know how important it is to save our money.  
A piggy bank is a safe place to keep and save  
the money you earn.**

Decorate and color the piggy bank below!



**Cut out the coins and glue them to the correct piggy bank.**







As you take those big footsteps into your financial journey, you can keep iQ Credit Union as your guide with our K-2 Financial Footings booklet!



[iQcu.com](http://iQcu.com) | 800.247.4364